

## Type Specific Paper Title Here Which Will Reflect Your Research Clearly, Not More Than 17 Words

First Author M (if available) Surname<sup>1,\*</sup>, Second M Surname<sup>2</sup>, Third M Surname<sup>3,4</sup>

<sup>1</sup>Department, Institute / University, City, Country

<sup>2</sup>Department, Institute / University, City, Country

<sup>3</sup>Department, Institute / University, City, Country

<sup>4</sup>Department, Institute / University, City, Country

All Authors' Emails in sequence, \*Corresponding author

Author@university.edu\*, Author2@university.edu, Author3@university.edu, Author4@university.edu

### Abstract

Please read this paragraph carefully before preparing the abstract. It will help you to prepare the abstract as per guidelines of Engineering Frontiers 2026: First International Conference. Abstract (one paragraph only) may consist of the 1) Introduction: Outlines the research problem and its significance, 2) Methodology: Describes the research design, participants, and techniques used, 3) Results: Summarizes the findings and their significance, 4) Conclusion: Interprets the results and discusses their implications. The abstract word limit is from 150 to 250 words. Please ensure that all abstract content fits strictly within one A4-sized page with standard margins, following the guidelines provided in this template. Use three to five keywords in alphabetical order separated with comma. Keywords should ideally be phrases of 2-4 words. Abstracts not following these guidelines will be returned. It is considered that, author has read and followed all necessary guidelines before abstract submission. Also, it is assumed that all authors are aware about the necessary information about the author's ethics, plagiarism, registration, presentation and publication before the submission of the abstract. (Calibri, font size 10, line spacing 1.15). Do not disturb header and footer of this template.

### Keywords

*Alphabetically arranged, keywords, three to five*

## 1. Introduction

This Microsoft Word document describes and is written to conform to, author guidelines for the Engineering Frontiers 2026: First International Conference. It is recommended to read this template carefully. These guidelines are useful for authors to prepare article to meet the expected quality of the publication [1]. Authors are requested to make the suitable changes (Correction in figures, tables, graphs, grammar, text, references, sentences delivering clear meaning, etc.) as required. Please note, only Quality articles will be submitted for indexing.

Received: 15 Mar 2026; Accepted: 30 Apr 2026; Published: 10 May 2026

## 1.1 Author's Responsibility

All stakeholders play an important role to bring out the quality research article with the said objective. The next section describes the authors' responsibility for article preparation.

## 2. Structure of the manuscript

This section describes the information about the structure of the article. The initial part of the manuscript should consist of a concise article title, name of the authors with affiliation, abstract and keywords. Further the manuscript text can be divided into different numbered sections such as,

1. Introduction,
2. Materials and methods,
3. Results,
4. Discussion and
5. Conclusion

In the last part of the manuscript, acknowledgements (if any) and references should be added without numbers.

### 2.1 Introduction Section

The introduction is the first section of an article. In this section you can follow a few simple steps. Introduce your topic along with the background creation of your work. State your research objectives, rationale, significance and hypothesis in appropriate words. Avoid irrelevant literature survey.

### 2.2 Material and methods

The objective of the methods section is to describe exactly what and how, you completed the work presented in your article. Authors can present the specific procedures or techniques (experimental or computational) used to identify, select, process and analyze information about a topic [2]. Authors should include sufficient detail of the method used such that any average reader with the same resources would be able to reproduce your study. If the method used are already published should be summarized and indicated by a reference. Any modifications to existing methods should also be stated clearly.

### 2.3 Results

In this section authors report the findings of study based upon the information gathered as a result of the methodology applied in the research work. The results section should simply state the findings, without bias or interpretation and arranged in a logical sequence. The results section should always be written in the past tense. A section describing results is particularly necessary if your article includes data generated from your own research. Please remember the following when you are preparing this section,

- The results of a study can be presented in tables, figures and graphs along with text.
- Keep section length based on the amount and types of data to be reported and avoid unnecessary data.

### 2.4 Discussions

Discussion section is often considered the most important part of a research article because it most effectively demonstrates your ability as a researcher to think critically about an issue, to develop creative solutions to problems based on the findings and to formulate a deeper, more profound understanding of the research problem you are studying.

The discussion section is where you explore the underlying meaning of your research, its possible implications in other areas of study and the possible improvements that can be made in order to further develop the concerns of your research.

This is the section where you need to present the importance of your study and how it may be able to contribute to and/or fill existing gaps in the field. If appropriate, the discussion section is also

where you state how the findings from your study revealed new gaps in the literature that had not been previously exposed or adequately described.

This part of the article is not strictly governed by objective reporting of information but, rather, it is where you can engage in creative thinking about issues through evidence-based interpretation of findings. This is where you infuse your results with meaning [3, 4].

## 2.5 Page Setup and margins

Following is default page setting for this template. Please do not disturb it.

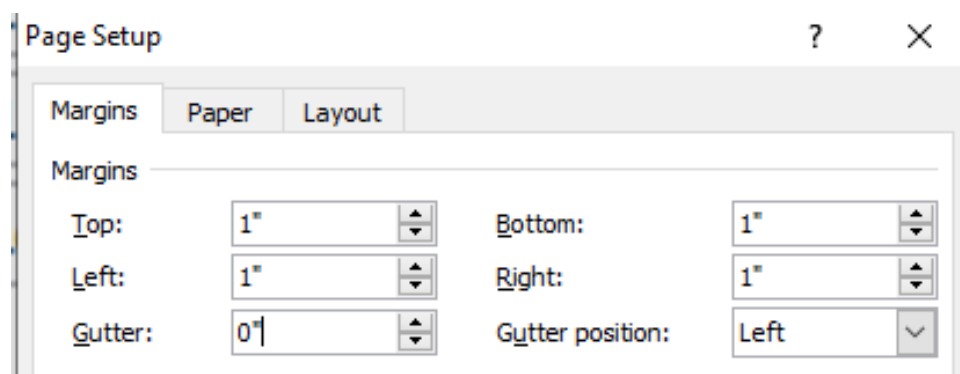


Fig. 1. Page Margins

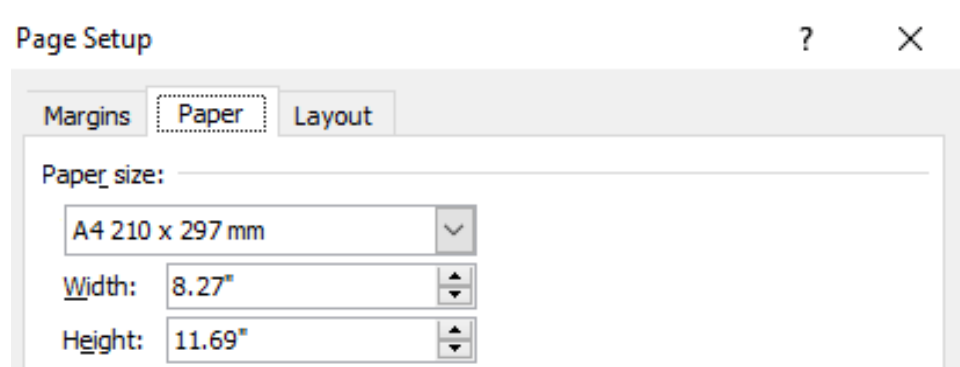
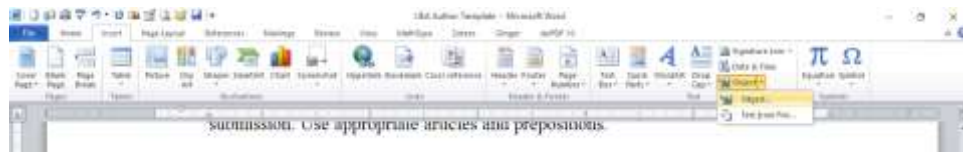


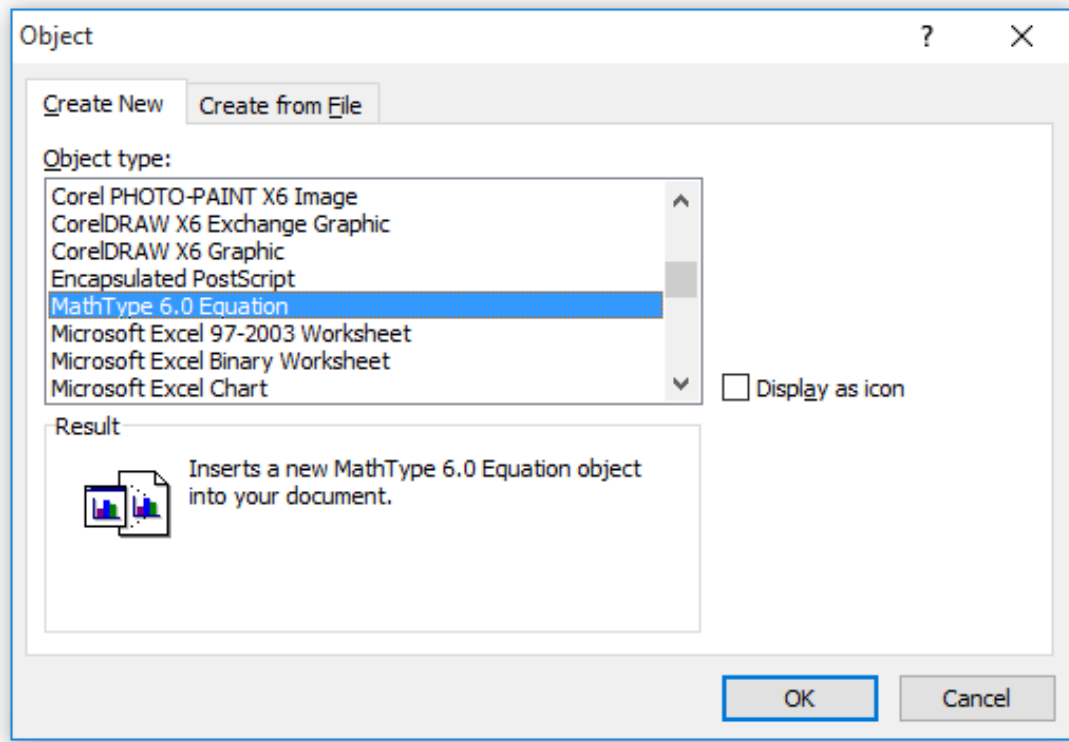
Fig. 2. Page Setup

## 2.6 Guidelines for Figures, Tables and Equations

- Figures should be neat and clear and not less than 300 dpi, centrally placed. Figure numbers should start from 1 and increase orderly irrespective of the section number. For example, Fig. 1, Fig. 2, Fig. 3, etc. **Place Figure number and figure title below the figure. Maximum Figure width should not be more than 5.1 inch.**
- Table numbers should start from 1 and increase orderly irrespective of the section number. For example, Table. 1, Table. 2, Table. 3, etc. **Place Table number and Table title above the table.**
- Check all Figures, Tables and Equations are referred or cited in the text.
- Refer following screenshots for inserting equations. Equations should be appropriately numbered as (1).



**Fig. 3.** Main menu screenshot of adding equations (figure title must be after figure)



**Fig. 4.** Object screen screenshot of adding equations



**Fig. 5.** Mathtype pop up window

$$E_{out} = \frac{1}{2} P^2 K_i \quad (1)$$

**Table 1.** Research Paper Structure (Table title must be before table)

Section	Section	Description
1.	<b>Title</b>	The title should be concise, descriptive and accurately reflect the content of the paper.
	<b>Abstract</b>	The abstract provides a brief summary of the complete paper, including the research question, methods, results and conclusions. (125-200 words)
	<b>Introduction</b>	Sets the platform for the research by providing background information on the topic, stating the research question or hypothesis and outlining the objectives of the study. It also includes a brief review of relevant literature and explains the significance of the research.
	<b>Methods</b>	Describes how the research was conducted, including the study design, participants or sample, materials and instruments used and procedures followed. It should provide sufficient detail to allow other researchers to replicate the study.
	<b>Results</b>	Presents the findings of the study in a clear and organized manner. It may include text, tables, figures and graphs to summarize the data collected. Results should be presented objectively, without interpretation.
	<b>Discussion</b>	Interprets the results in the context of the research question, compares them with previous studies and discusses their implications. It may also address any limitations of the study and suggests directions for future research. The discussion may end with a summary of the key findings and their significance.
5.	<b>Conclusion</b>	The conclusion summarizes the main findings of the study and reiterates the significance of the research. It may also emphasize the broader implications of the findings and suggest potential applications or areas for further investigation.
	<b>References</b>	The references section lists all sources cited in the paper, as per specified citation style. Please use IEEE style.

## Acknowledgment

Financial support for the completion of the work should be mentioned in the acknowledgment section.

## References

The number and length of references is not limited. Authors are encouraged to include the latest relevant research work from the reputed journals. Reference citations in the text should be identified by numbers in square brackets [5-8]. Authors can see the references given at the end for more details.

### Please use IEEE reference style.

- [1] R. Fardel, M. M. Chiampi and L. L. Zilberti, "Induction of electric field in human bodies moving near MRI: An efficient BEM computational procedure," *IEEE Engineering Journal*, pp. 2787–2793, Oct. 2011, Art. no. 15426. <https://doi.org/10.1109/TBME.2011.2158315>.

- [2] M. Ito, "Can the application of amorphous oxide TFT be an electrophoretic display?," *Journal of Solids*, vol. 354, no. 19, pp. 2777–2782, Feb. 2008, Art. no. 15426.
- [3] G. Veruggio, "The EURON roboethics roadmap," in Proceedings of *Humanoids '06: 6th IEEE-RAS International Conference Humanoid Robots*, July 2006, pp. 612–617, <https://doi.org/10.1109/ICHR.2006.321337>.
- [4] A. Amador-Perez and R. A. Rodriguez-Solis, "Analysis of a CPW-fed annular slot ring antenna using DOE," in *International Conference Humanoid Robots*, vol. 3, 2nd ed., Jul. 2006, pp. 4301–4304.
- [5] R. L. Myer, "Parametric oscillators and nonlinear materials," in *Nonlinear Optics*, vol. 4, P. G. Harper and B. S. Wherret, Eds., San Francisco, CA, USA: Academic, 1977, pp. 47–160.
- [6] T. Ogura, "Electronic government and surveillance-oriented society," in *Theorizing Surveillance: The Panopticon and Beyond*. London, U.K.: Willan, 2006, ch. 13, pp. 270–295.
- [7] L. Stein, "Random patterns," in *Computers and You*, J. S. Brake, Ed., New York, NY, USA: Wiley, 1994, pp. 55–70.
- [8] C. Bennett, "What happens when you book an airline ticket? The collection and processing of passenger data post-9/11," in *Global Surveillance and Policing: Borders, Security, Identity*, E. Zureik and M. Salter, Eds., Cullompton, U.K.: Willan, 2005, pp. 113–138.
- [9] W. R. Leonard and M. H. Crawford, Eds. *Human Biology of Pastoral Populations*. New York, NY, USA: Cambridge University Press, 2002.

## Guidelines for Referencing Style

### Journal / Periodicals with Article ID

#### Basic Format:

J. K. Author, "Name of paper," *Journal / Periodicals Title*, vol. *x*, no. *x*, month, year, Art. no. *xxx*.

#### Examples:

- [10] R. Fardel, M. M. Chiampi and L. L. Zilberti, "Induction of electric field in human bodies moving near MRI: An efficient BEM computational procedure," *IEEE Engineering Journal*, pp. 2787–2793, Oct. 2011, Art. no. 15426. <https://doi.org/10.1109/TBME.2011.2158315>.
- [11] M. Ito, "Can the application of amorphous oxide TFT be an electrophoretic display?," *Journal of Solids*, vol. 354, no. 19, pp. 2777–2782, Feb. 2008, Art. no. 15426.

### Conference Proceedings

#### Basic Format:

J. K. Author, "Title of paper," in *Name of Conference*, (location of conference is optional), year, pp. *xxx–xxx*, <https://doi.org/xxx> (if available)

#### Examples:

- [12] G. Veruggio, "The EURON roboethics roadmap," in Proceedings of *Humanoids '06: 6th IEEE-RAS International Conference Humanoid Robots*, July 2006, pp. 612–617, <https://doi.org/10.1109/ICHR.2006.321337>.

### Conference Proceedings with Series Title, Volume Title, and Edition

#### Basic Format:

J. K. Author, "Title of paper," in *Name of Conference* in Volume Title, in Series Title, ed., year, pp. *xxx–xxx*.

*Example:*

- [13] A. Amador-Perez and R. A. Rodriguez-Solis, "Analysis of a CPW-fed annular slot ring antenna using DOE," in *International Conference Humanoid Robots*, vol. 3, 2nd ed., Jul. 2006, pp. 4301–4304.

**Book***Basic Format:*

J. K. Author, "Title of chapter in the book," in *Title of Published Book*, xth ed. City of Publisher, (only U.S. State), Country: Publisher, year, ch. x, sec. x, pp. xxx–xxx.

*Example*

- [14] R. L. Myer, "Parametric oscillators and nonlinear materials," in *Nonlinear Optics*, vol. 4, P. G. Harper and B. S. Wherret, Eds., San Francisco, CA, USA: Academic, 1977, pp. 47–160.

**Book With Chapter Title***Basic Format:*

J. K. Author, "Title of chapter in the book," in *Title of Published Book*, X. Editor, Ed., City of Publisher, State (only U.S.), Country: Publisher, year, ch. x, sec. x, pp. xxx–xxx.

*Examples:*

- [15] T. Ogura, "Electronic government and surveillance-oriented society," in *Theorizing Surveillance: The Panopticon and Beyond*. London, U.K.: Willan, 2006, ch. 13, pp. 270–295.

**Book With Editor(s)***Basic Format:*

J. K. Author, "Title of chapter in the book," in *Title of Published Book*, X. Editor, Ed., City of Publisher, State (only U.S.), Country: Publisher, year, pp. xxx–xxx.

X. Editor, Ed. *Title of Published Book*. City of Publisher, State (only U.S.), Country: Publisher, year.

*Examples:*

- [16] L. Stein, "Random patterns," in *Computers and You*, J. S. Brake, Ed., New York, NY, USA: Wiley, 1994, pp. 55–70.
- [17] C. Bennett, "What happens when you book an airline ticket? The collection and processing of passenger data post-9/11," in *Global Surveillance and Policing: Borders, Security, Identity*, E. Zureik and M. Salter, Eds., Cullompton, U.K.: Willan, 2005, pp. 113–138.
- [18] W. R. Leonard and M. H. Crawford, Eds. *Human Biology of Pastoral Populations*. New York, NY, USA: Cambridge Univ. Press, 2002.